



The *Intermediate*
Band Method

by Brendan Van Epps

Trumpet/
Treble Clef Baritone

©2012 Happy Jack Music

This material may not be reproduced or used without permission

For my wife Karen, and my son Jack. I love you.

This book is dedicated to Steve Frank, the greatest beginning band teacher there ever was, and the person who taught me everything I know about the subject.

This book has been many years in the making. As a public school music educator, I was very frustrated by the commercially produced method books available to advancing student musicians.

I found that available method books were confusing, visually cluttered, and introduced too many concepts at once without ever really developing them in order to provide students with the opportunity to really learn to read music and perfect their skills. Not to mention that I was a victim of these books myself. I could not properly read music until I was well into my high school years. Young students should not be held back from learning to read music by confusing and poorly written material.

The material presented in this book is based on what I am coining as the “Mary Had a Little Lamb” approach. The idea behind this approach is to introduce a new concept like key signatures or rhythms using material that students have “under their fingers” already. I could never understand why method books would introduce a complicated skill using complicated notes and rhythms...that should come *after* the new skill has been practiced and internalized.

This book has been put together with the utmost thought given to the sequence of skills and concepts. Concepts are not simply introduced and forgotten, but rather introduced, developed, and then added to the skills previously learned. Students should master each new skill before attempting to move on.

The other theory behind my books is that kids love to play music! The Beginning Band Method provided simple childhood melodies for students to grasp beginning concepts and to keep them engaged in the material. The Intermediate Band Method uses many recognizable and beautiful melodies from Western Classical Music that provide more of a musical challenge for the developing student as well as exposing students to the realm of Classical Music.

It is my sincere hope that you enjoy learning from this book as much as I enjoyed writing it and that it puts you and your students on a path to solid music literacy skills. Happy learning!

A handwritten signature in black ink that reads "Brendan Van Epps". The signature is written in a cursive style with a large, stylized initial 'B' and a flourish at the end.

UNDERSTANDING MUSIC NOTATION

The staff:

Definition:

Draw the staff:

Clef:

What does a clef do?

What clef does my instrument play?

Draw the clef that your instrument plays:

Bar Line:

Definition:

Draw a bar line:

Measure:

Definition:

Separate the staff below into 4 measures:



Double Bar Line:

Definition:

Draw a double bar line:

Time Signature:

Definition:

Add the following items to the staff below:


Clef (bass or treble, whichever your instrument reads)

Bar lines (create three measures)

4/4 Time Signature

Double Bar line


Label the lines and spaces of the staff



UNDERSTANDING MUSIC NOTATION

Eighth Rest:

Definition:



Subdividing:

Definition:



UNDERSTANDING MUSIC NOTATION

Dynamics:

Definition

pp _____ = volume level _____


p _____ = volume level _____

mp _____ = volume level _____

mf _____ = volume level _____

f _____ = volume level _____

ff _____ = volume level _____

 _____ tells the performer to _____.

 _____ tells the performer to _____.

1 *mf* *f*

2 *f* *p* *f* *p*

3 *p* *f* *p*

4 *mf* *f* *ff*

5 *f* *p* *f*

6 *mf* *f*

7 *p* *f* *p*

8 *p* *mf* *f*

Detailed description: The image shows eight staves of musical notation, numbered 1 through 8. Each staff is in a different key signature and time signature. Staff 1: 4/4 time, key of C major. Staff 2: 4/4 time, key of D major. Staff 3: 4/4 time, key of B-flat major. Staff 4: 3/4 time, key of D major. Staff 5: 3/4 time, key of C major. Staff 6: 2/4 time, key of B-flat major. Staff 7: 4/4 time, key of C major. Staff 8: 4/4 time, key of D major. The notation includes various note values (quarter, eighth, sixteenth notes), rests, and dynamic markings (*mf*, *f*, *p*, *ff*) with hairpins indicating crescendos and decrescendos.

Some More Birthday Wishes

1

Musical notation for 'Some More Birthday Wishes' in 3/4 time, key of B-flat. The piece consists of three staves of music. The first staff begins with a treble clef, a key signature of one flat, and a 3/4 time signature. The melody is composed of quarter and eighth notes with rests. The second and third staves continue the melody, with the third staff ending with a double bar line.

The "Bun" Variations

2

Musical notation for 'The "Bun" Variations' in 2/4 time, key of B-flat. The piece consists of two staves of music. The first staff begins with a treble clef, a key signature of one flat, and a 2/4 time signature. The melody is composed of quarter and eighth notes with rests. The second staff continues the melody, ending with a double bar line.

Aunt Rhodie's Tango

3

Musical notation for 'Aunt Rhodie's Tango' in common time, key of B-flat. The piece consists of two staves of music. The first staff begins with a treble clef, a key signature of one flat, and a common time signature. The melody is composed of quarter and eighth notes with rests. The second staff continues the melody, ending with a double bar line.

She'll Be Comin' 'Round the Mountain

4

Musical notation for 'She'll Be Comin' 'Round the Mountain' in 4/4 time, key of D major. The piece consists of two staves of music. The first staff begins with a treble clef, a key signature of two sharps, and a 4/4 time signature. The melody is composed of quarter and eighth notes with rests. The second staff continues the melody, ending with a double bar line.

UNDERSTANDING MUSIC NOTATION

Articulation:

Definition:

Staccato



Staccato notes
are _____.

Tenuto



Tenuto notes
are _____.

Accent



Accented notes
are _____.

UNDERSTANDING MUSIC NOTATION


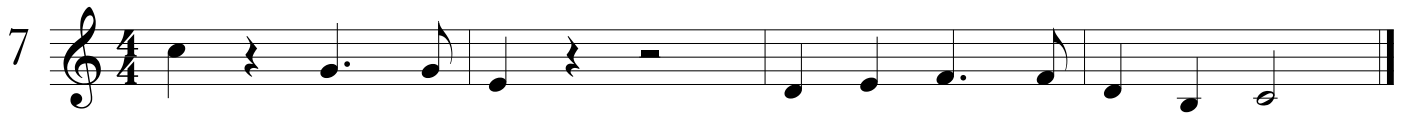
Dotted Quarter Note:

Definition:



Answer the following questions about page eighteen.

1. Number three: what articulations should the performer use?
2. How many different dynamic indications are used on page eight?
3. Number eight: what is the time signature?
4. Circle and label the Clef in number six.
5. Circle and label the double bar line in number one.
6. Number seven: what is the key signature?
7. Circle and label a crescendo and a decrescendo in number four.
8. How many measures are in number two?



Assessment Page

22

1

mf *f* *p* *pp*

Musical staff 1, first line. Treble clef, 4/4 time. Dynamics: *mf*, *f*, *p*, *pp*.

mf *f* *p*

Musical staff 1, second line. Treble clef, 4/4 time. Dynamics: *mf*, *f*, *p*.

2

p *mf* *p* *mf*

Musical staff 2, first line. Treble clef, 4/4 time, key signature of one sharp (F#). Dynamics: *p*, *mf*, *p*, *mf*.

f

Musical staff 2, second line. Treble clef, 4/4 time, key signature of one sharp (F#). Dynamics: *f*.

3

f *mf* *ff*

Musical staff 3, first line. Treble clef, 4/4 time, key signature of two flats (Bb). Dynamics: *f*, *mf*, *ff*.

mf

Musical staff 3, second line. Treble clef, 4/4 time, key signature of two flats (Bb). Dynamics: *mf*.

4


mp *f* *p*

Musical staff 4, first line. Treble clef, 4/4 time. Dynamics: *mp*, *f*, *p*.

f

Musical staff 4, second line. Treble clef, 4/4 time. Dynamics: *f*.

A New Key

1 


2 

3 

4 

5 

6 

7 

8 

Assessment Page

26

1

p *mf*

2

mf *f*

3

mf *f*

4

mf *f* *mf* *f*

UNDERSTANDING MUSIC NOTATION

Syncopation:

Definition:



Syncopation

Assessment Page

1

mf

p *f*

2

mf *f*

mf *mf*

3

pp *f*

pp *f* *pp*

4

mf *f*

mf *f*

UNDERSTANDING MUSIC NOTATION

Sixteenth Note:

Definition:



Write the following numbers using notes and rests.

Ex: $5 \frac{1}{2}$ can be written as  or as 

1. 6 _____

2. $8 \frac{1}{2}$ _____

3. $5 \frac{3}{4}$ _____

4. $4 \frac{1}{4}$ _____

5. 10 _____

6. $7 \frac{1}{2}$ _____

7. $9 \frac{1}{2}$ (use rests only) _____

8. $6 \frac{1}{2}$ (use notes only) _____

Write three to five sentences about Wolfgang Amadeus Mozart, Ludwig Van Beethoven, and Giacomo Puccini. Use any and all reference materials that are available to you. Be sure to include important details about their life and music.

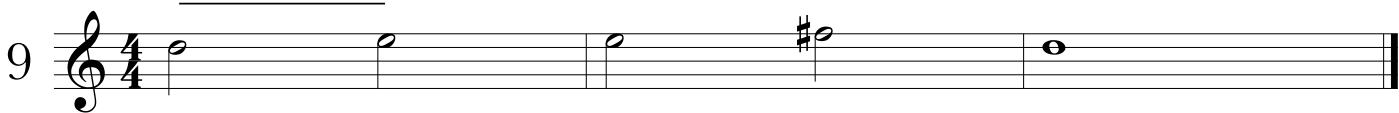
Wolfgang Amadeus Mozart:

Ludwig Van Beethoven:

Giacomo Puccini:



A New Note



UNDERSTANDING MUSIC NOTATION

Tempo:

Definition:

Largo_____

Adagio_____

Andante_____

Moderato_____

Allegro_____

Presto_____

Prelude From Carmen

Bizet

Allegro

1

Musical score for 'Prelude From Carmen' by Bizet, marked Allegro. The piece is in 4/4 time and consists of three staves of music. The first staff begins with a treble clef, a key signature of one flat (B-flat), and a 4/4 time signature. The melody is characterized by eighth-note patterns, often beamed together in groups of four. The second staff continues the melodic line, and the third staff provides a bass line with a steady eighth-note accompaniment, ending with a fermata.

Ecossaise

Beethoven

Andante


2

Musical score for 'Ecossaise' by Beethoven, marked Andante. The piece is in 2/4 time and consists of four staves of music. The first staff begins with a treble clef, a key signature of one sharp (F#), and a 2/4 time signature. The melody is characterized by eighth-note patterns, often beamed together in groups of four. The second staff continues the melodic line, and the third and fourth staves provide a bass line with a steady eighth-note accompaniment, ending with a fermata.

Zum Gali Gali**Moderato**

3

Musical score for 'Zum Gali Gali' marked Moderato. The piece is in 2/4 time and consists of two staves of music. The first staff begins with a treble clef, a key signature of one flat (B-flat), and a 2/4 time signature. The melody is characterized by eighth-note patterns, often beamed together in groups of four. The second staff provides a bass line with a steady eighth-note accompaniment, ending with a fermata.



Musette in "D"
Moderato

J.S. Bach

1

Fine

D.C. al Fine

Detailed description: This block contains the first system of music for 'Musette in "D"'. It consists of five staves of music in G minor, 2/4 time. The first staff begins with a treble clef, a key signature of one flat, and a 2/4 time signature. The music features a mix of eighth and sixteenth notes, often beamed together. The first staff ends with a double bar line. The second staff continues the melody and includes the instruction 'Fine' at its end. The third and fourth staves continue the piece. The fifth staff concludes with the instruction 'D.C. al Fine'.

Dance of the Sugar Plum Fairy
Andante

Tchaikovsky

2

Detailed description: This block contains the first system of music for 'Dance of the Sugar Plum Fairy'. It consists of four staves of music in D major, 4/4 time. The first staff begins with a treble clef, a key signature of two sharps, and a 4/4 time signature. The music is characterized by a steady eighth-note accompaniment and a melodic line of eighth notes. The first staff ends with a double bar line. The second and third staves continue the melody. The fourth staff concludes with a double bar line.

Match the following terms with the correct definition.

- | | |
|------------------|--------------------|
| 1. ____ Allegro | A. Very Slow |
| 2. ____ Andante | B. Fast |
| 3. ____ Adagio | C. Very Fast |
| 4. ____ Presto | D. Moderate Speed |
| 5. ____ Moderato | E. Moderately Slow |
| 6. ____ Largo | F. Slow |

In the musical example below:

1. Identify the tempo marking.
2. Label the dynamics
3. Label the articulations
4. Circle and label the clef, time signature, key signature and double bar line.


Moderato



p *f*

UNDERSTANDING MUSIC NOTATION

Cut Time:

Definition:



Cut Time**Moderato**Hot Cross Buns**Allegro**Lightly Row**Adagio**Au Claire de la Lune**Allegro**Mary Had a Little Lamb**Andante**Pay Me My Money Down**Moderato**

FINGERING CHART



12 1 1 2

0 1 0 12

12 1 2 2

0 1 0 1

2 2 0